

How to Register as a WAsafe Volunteer

Overview: WAsafe’s purpose is to train, enroll, manage, and dispatch volunteer emergency workers to perform post-disaster building safety assessments. Volunteers enroll on the WAserv website.

WAsafe Registration Steps:

1. Navigate to <https://waserv.org>

2. Click “Register for WAserv”:

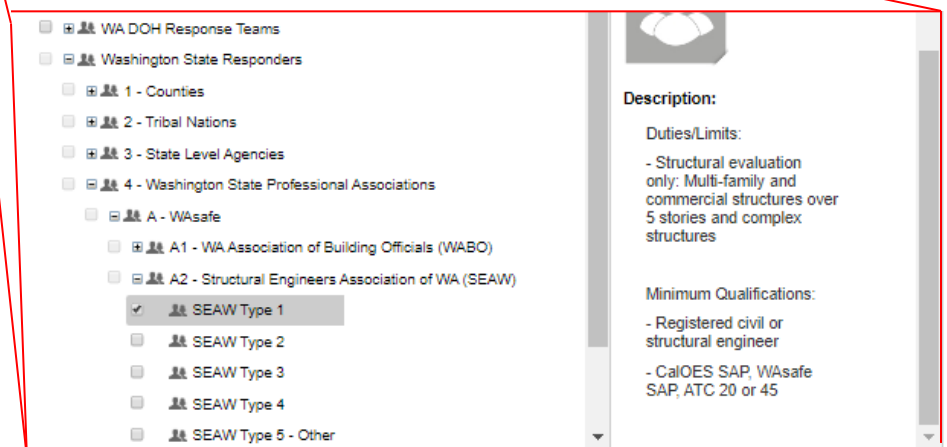
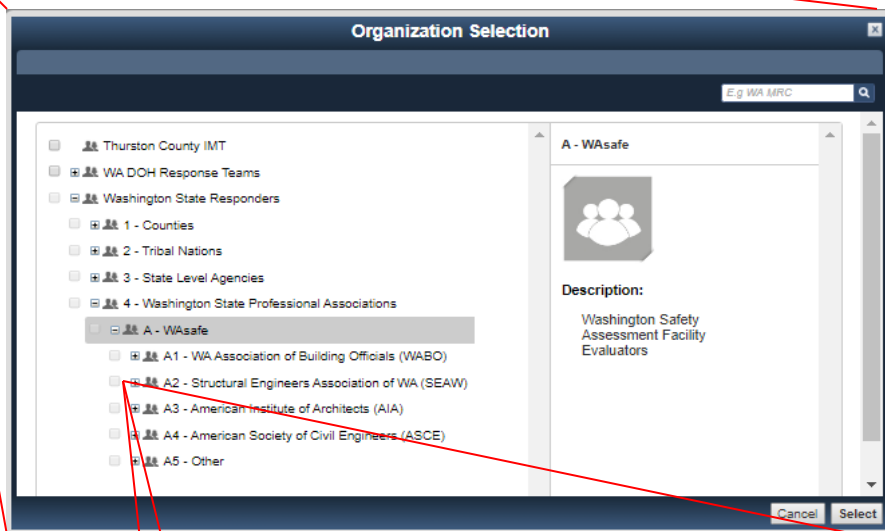
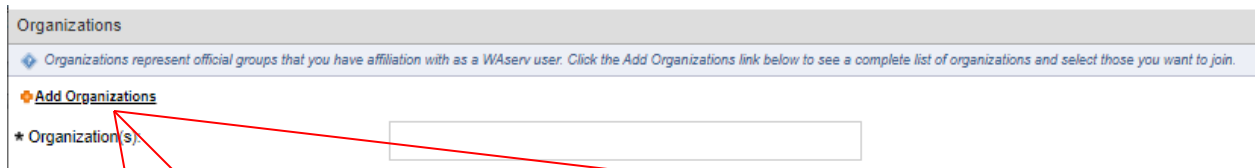
Under “Organization(s):” you will want to navigate to “Washington State Responders”. Then select...

> “4 – Washington State Professional Associations”

> “A – WAsafe”

> Select applicable organization that you belong to (If you do not belong to one of AIA, WABO, SEAW or ASCE, select Other)

> select applicable Responder Type (check the box to read descriptions). See also next page for descriptions.



WAsafe BSE Types and Qualifications

How to use this table:

- The anticipated duties and limitations for volunteers are intended as guidelines. Actual assignments may vary, depending on the event, personnel, and the needs of the Authority Having Jurisdiction (AHJ).
- When enrolling in WAsafe, use the “Minimum Qualifications” to determine your “BSE Type”. Select one Type. If you are not qualified for any of Types 1 through 4, enroll as “Type 5.”

BSE Type	Anticipated Duties / Limitations	Minimum Qualifications
1	Structural evaluation only: all buildings, including multi-family and commercial buildings over 5 stories and buildings with complex structural systems	<ul style="list-style-type: none"> • Registered structural engineer or civil engineer with structural specialty • WAsafe BSE training class
2	a. Non-structural evaluation: all single family residential, multi-family and commercial buildings b. Structural evaluation: single family residential, multi-family and commercial buildings up to 5 stories with non-complex structural systems	<ul style="list-style-type: none"> • Certified Building Plans Examiner, Commercial Building Inspector, or Building Official; Registered Architect or Registered Engineer • WAsafe BSE training class
3	Wood-framed single family residential, multi-family and commercial buildings up to 3 stories	<ul style="list-style-type: none"> • Certified Residential Building Plans Examiner or Residential Building Inspector • WAsafe BSE training class
4	Single family residential buildings and associated accessory structures	<ul style="list-style-type: none"> • Any ICC Certification • WAsafe BSE training class
5	As assigned by Building Official or Incident Command	<ul style="list-style-type: none"> • EITs, unlicensed architects, permit technicians • Relevant experience • WAsafe BSE training class

Notes:

- Type 1 BSEs can also perform structural evaluations for all Types, and non-structural evaluations for Types 3 and 4.
- Type 2 includes non-structural evaluations such as habitability and egress.
- Type 2 Engineers can only perform structural evaluations unless specifically qualified to perform complex non-structural evaluations.
- Type 2 BSEs can also perform structural and non-structural evaluations for Types 3 and 4.
- In lieu of a WAsafe BSE training class, Cal OES SAP or ATC-20/45 training will be accepted for first-time enrollment in WAsafe, provided the BSE also passes a WAsafe-specific training module.

WAsafe Registration Steps (page 2):

3. Click the "Save" or "Save Changes" button on the page (usually near the bottom right)

4. Continue filling out required fields.

A. In each field click the "Edit Information" button to start.

B. Under "Contact Information", please provide multiple methods to contact you (e.g. multiple email addresses and phone numbers) in the event of a disaster.

Primary Email Address

Email Address:

If you have an email account, it is important for you to provide this information. Without your email address, you may miss important messages and notifications. Please note that the system will not allow two accounts with the same email address. If you do not have an email address or your email address is already registered with the system, you can learn more about obtaining a free email address by [clicking here](#).

Confirm Email Address:

+ Add Email Address

Contact Method 1

* Contact Method 1:

* Number to Attempt: x

+ Add Another Contact Method

C. Under "Occupation Information", select "Non-Medical/Support" and then select your occupation.
- TIP: WAsafe put numerous relevant occupations on the list in ALL CAPS (e.g. "STRUCTURAL ENGINEER" is on the list). These include license number fields to fill in which a WAsafe reviewer will confirm.

Occupation Information

* What is your occupation type?

* Occupation:

If your occupation does not appear in the list, please select Other.

* What is your current professional status for this occupation?

- TIP: Add a second occupation to add a second ICC certification. Note that there is no license number for ICC Certifications. WABO will verify ICC Certifications.

D. Training: When you go to the "Training" tab, you will not find WAsafe BSA or CalOES SAP training. These will only appear after a WAsafe coordinator has reviewed and "Accepted" your registration. (note that WAsafe Building Safety Assessment training is called "WAsafe SAP" on the Training pull down list.)